

Selectivity matters: Rules of thumb for management of plate-sized, sex-changing fish in the live reef food fish trade

Holly K Kindsvater^{1,2} | John D Reynolds² | Yvonne Sadovy de Mitcheson^{3,4} | Marc Mangel^{5,6}

¹Department of Ecology, Evolution, and Natural Resources, Rutgers University, New Brunswick, NJ, USA

²Earth to Ocean Research Group, Department of Biological Sciences, Simon Fraser University, Burnaby, BC, Canada

³Swire Institute of Marine Science and School of Biological Sciences, University of Hong Kong, Hong Kong, Hong Kong

⁴Science and Conservation of Fish Aggregations (SCRFA), Fallbrook, CA, USA

⁵Center for Stock Assessment Research, University of California Santa Cruz, Santa Cruz, CA, USA

⁶Theoretical Ecology Group, Department of Biology, University of Bergen, Bergen, Norway

Correspondence

Holly K Kindsvater, Department of Ecology, Evolution, and Natural Resources, Rutgers University, New Brunswick, NJ, USA.
Emails: holly.kindsvater@gmail.com; holly.kindsvater@rutgers.edu

Funding information

NSF, Grant/Award Number: DBI 13-05929, DEB 15-56779, OCE 11-30483, DEB 14-51931 and DEB 15-55729; NSERC Discovery Grant

Abstract

Effective management of fisheries depends on the selectivity of different fishing methods, control of fishing effort and the life history and mating system of the target species. For sex-changing species, it is unclear how the truncation of age-structure or selection of specific size or age classes (by fishing for specific markets) affects population dynamics. We specifically address the consequences of plate-sized selectivity, whereby submature, “plate-sized” fish are preferred in the live reef food fish trade. We use an age-structured model to investigate the decline and recovery of populations fished with three different selectivity scenarios (asymptotic, dome-shaped and plate-sized) applied to two sexual systems (female-first hermaphroditism and gonochorism). We parameterized our model with life-history data from Brown-marbled grouper (*Epinephelus fuscoguttatus*) and Napoleon fish (*Cheilinus undulatus*). “Plate-sized” selectivity had the greatest negative effect on population trajectories, assuming accumulated fishing effort across ages was equal, while the relative effect of fishing on biomass was greatest with low natural mortality. Fishing such sex-changing species before maturation decreased egg production (and the spawning potential ratio) in two ways: average individual size decreased and, assuming plasticity, females became males at a smaller size. Somatic growth rate affected biomass if selectivity was based on size at age because in slow growers, a smaller proportion of total biomass was vulnerable to fishing. We recommend fisheries avoid taking individuals near their maturation age, regardless of mating system, unless catch is tightly controlled. We also discuss the implications of fishing post-settlement individuals on population dynamics and offer practical management recommendations.

KEYWORDS

capture-based aquaculture, egg limitation, fishery selectivity, live reef food fish, protogynous hermaphrodite, spawning potential ratio

1 | INTRODUCTION

Fishing pressure can rapidly decrease population sizes, especially in large-bodied, longer-lived species with high commercial value (Collette *et al.*, 2011; Sadovy de Mitcheson *et al.*, 2013). In fisheries with limited abundance data, it is a major challenge to assess the status of a stock and make management recommendations (Carruthers

et al., 2014; Dick & MacCall, 2011; Thorson, Branch, & Jensen, 2012). Furthermore, for many tropical species, even reliable catch data are lacking, requiring a form of triage in which life-history traits are used to infer the species that could most benefit from management (Cheung, Watson, Morato, & Pitcher, 2007; Kindsvater, Mangel, Reynolds, & Dulvy, 2016). There is still debate about which traits are most informative and the best practices for management in data-poor situations

(Grüss & Robinson, 2014; Hordyk, Ono, Valencia, Loneragan, & Prince, 2015; Prince, Hordyk, Valencia, Loneragan, & Sainsbury, 2015). An additional challenge arises when fisheries target small individuals of large species (Lee & Sadovy, 1998; Reddy *et al.*, 2013), as much of fisheries management has conventionally focused on the scenario where fishers prefer the largest fish available.

Groupers (Epinephelidae) are large, long-lived, high-value reef fishes (Coleman *et al.*, 2000; Craig, Sadovy de Mitcheson, & Heemstra, 2011; Rhodes, McIlwain, Joseph, & Nemeth, 2012; Sadovy, 2005; Sadovy de Mitcheson *et al.*, 2013). They often form spawning aggregations, and many are female-first (protogynous) sex changers. They are especially vulnerable to overfishing (Cheung & Sadovy, 2005; Sadovy de Mitcheson, 2016; Sadovy de Mitcheson & Liu, 2008). Thus, the life histories of groupers and other protogynous or aggregating fishes such as many wrasses and parrotfishes (Labridae) and the high market values of some commercially important species present a major challenge for managers and conservation biologists, especially in data-poor situations (ADMCF 2015; Shepherd, Shertzer, Coakley, & Caldwell, 2013). However, they also present some opportunities for management, such as temporal protection of spawning aggregations (Easter & White, 2016; Sadovy de Mitcheson, 2016). Prior work suggests that consideration of life-history traits could be especially informative for sex-changing and aggregating species (Molloy, Reynolds, Gage, & Coté, 2009; Robinson & Samoily, 2013). Yet how differences in selectivity among fisheries could interact with life-history traits is poorly understood.

In this article, we develop a standard age- and size-structured model (Mangel, 2006) parameterized for two sex-changing, aggregating and long-lived reef fish species. We compare the dynamics of a hypothetical separate-sex (gonochoristic) stock to those of female-first (protogynous) stocks. We explore how variation in growth (in particular in relation to size), natural mortality and sexual system interact with fishery selectivity, which determines the size- or age classes of fish that are caught (Maunder, Crone, Valero, & Semmens, 2014; Punt, Hurtado-Ferro, & Whitten, 2014). We determine the steady-state spawning stock biomass and egg production (spawning potential) relative to the unfished population in each selectivity scenario. These metrics are commonly used in fisheries as biological reference points (Kindsvater *et al.*, 2016; Mangel *et al.*, 2013).

Our analysis of fishery selectivity differences is specifically motivated by the rapidly expanding and highly lucrative market for live reef food fish, which targets “plate-sized” fish, typically between 20 and 40 cm (Reddy *et al.*, 2013). In Asia, the most valuable species in this trade include Brown-marbled grouper *Epinephelus fuscoguttatus*, Camouflage grouper *E. polyphemadion*, Leopard coral trout *Plectropomus leopardus*, Squaretail coral trout *P. areolatus* and the Napoleon fish (or Humphead Wrasse) *Cheilinus undulatus* (Lee & Sadovy, 1998; Sadovy, 2005; Scales, Balmford, & Manica, 2007; Wu & Sadovy de Mitcheson, 2016). However, there are very few data on the status of these fisheries. The species can be fished selectively when they are plate-sized. Alternatively, some are caught as juveniles and grown in captivity for months to years until they reach the preferred market size; this practice is known as capture-based aquaculture (CBA) (Lovatelli &

Holthaus, 2008). For large-bodied species such as these, fishing targets subadult fish. Thus, we focus on the consequences of selectivity for stocks of the two largest species in the Asian-based live reef food fish trade (Brown-marbled grouper and Napoleon fish). We compare the interaction between fishery selectivities and variation in life histories of these representative species. Although both species aggregate to spawn, this particular fishery focuses mostly on fish that have not reached reproductive maturity, rather than on adult, or spawning, fish.

Prior modelling of the population dynamics of female-first sex-changing fishes has been largely concerned with the consequences of possible sperm limitation for the productivity of the population (Alonzo, Ish, Key, MacCall, & Mangel, 2008; Alonzo & Mangel, 2004; Heppell, Heppell, Coleman, & Koenig, 2006). Male depletion is undoubtedly cause for concern for species that have experienced dramatic changes in sex ratio, for example heavily female-biased populations of Gag grouper (*Mycteroperca microlepis*) (Heppell *et al.*, 2006). However, biased sex ratios cannot explain why a number of sex-changing species have declined dramatically, as declines have happened even where sex ratios are near parity. As the consequences of sperm limitation have been modelled (Alonzo & Mangel, 2004; Heppell *et al.*, 2006), we here focus on how fishing-induced changes in the size- and age-structure of the stock can affect biomass, egg production and growth rate during recovery, as well as implications for management.

Using a Brown-marbled grouper-like life history as the first example, we address how size-selective fisheries that target subadult fish (specifically plate-sized fish) affect separate-sex stocks and contrast this with female-first stock dynamics. Although Brown-marbled grouper is also produced by full-cycle hatcheries, it is still taken extensively from the wild (Pears, Choat, Mapstone, & Begg, 2006; Robinson & Samoily, 2013). We compare plate-sized selectivity (selectivity targeting 20–40 cm individuals), with asymptotic (targeting of largest fish available) and dome-shaped selectivity functions (targeting larger fish, but avoiding the largest sizes due to their behaviour or gear selectivity). Dome-shaped selectivity often occurs in gillnet fisheries and is known to occur in data-rich fisheries such as North Sea cod (*Gadus morhua*, Maunder *et al.*, 2014; Punt *et al.*, 2014).

Our selectivity scenarios assume that *on average* fishing mortality across all ages is comparable, but distributed differently according to the fishery type or preference of the fishers. We chose the functions to contrast the markedly different selectivity pattern imposed in the live reef food fish trade with the selectivities commonly assumed for trawl or gillnet fisheries, or fisheries that are managed with a minimum length limit (Gwinn *et al.*, 2015). We calculate biological reference points and rates of recovery after fishing has ceased for each selectivity type. We then compare and contrast the Brown-marbled grouper with the Napoleon fish. In this wrasse species, males reach much greater maximum sizes than females, and small males are apparently rare. The consequences of this life history for management for the plate-sized fish favoured in this trade have never been explored, despite the fact that all Napoleon fish come from the wild and there is no commercial hatchery production.

We discuss the generality of our results and their implications for the practical management of live reef food fisheries targeting plate-sized fish. We also address fisheries that target small juveniles (to be grown to the target size in captivity), which differ from wild-capture fisheries targeting plate-sized fish. The sustainability of these fisheries depends on the change in natural mortality rate between size at settlement (typically <5 cm) and larger fish, because fish populations experience a bottleneck around the age of settlement.

2 | METHODS

We extend a commonly used age-structured population model to understand the potential for differences between the dynamics of female-first and separate-sex stocks (e.g., Alonzo & Mangel, 2005; Haddon, 2001; Mangel, 2006). We conducted all programming in R (R Core Team, 2015). To follow the dynamics of biomass, we calculate size from age in the model. The size-at-age relationship is determined by our assumptions about individual growth (i.e., the von Bertalanffy growth function; see below). Growth underpins important life-history traits such as maturation, fecundity and sex change, as well as natural and fishing mortality.

We first parameterized our model with life-history data for Brown-marbled grouper (Cushion, 2010; Pears *et al.*, 2006; Robinson & Samoily, 2013) (Table 1). We varied each parameter to determine the sensitivity of our results to variation in growth, maturation rules (e.g., age- vs. size-dependence), sex determination, natural mortality, recruitment, fishing mortality and selectivity. We compared the model results with and without sex change. We then compared these results with predictions from models parameterized for the Napoleon fish (Table 1), for which we only modelled a sex-changing life history. This fish reaches a much larger body size but has similar sizes at maturation and sex change as Brown-marbled grouper. All females that will undergo sex change appear to transition to males by 80 cm, and small males are rarely documented (Sadovy *et al.*, 2007), so in this example, we assumed the sex-change function is a fixed function of size, although in sensitivity analyses we varied the degree of plasticity in sex change, as explained below.

2.1 | Age-structured model description

We modelled the dynamics of a population in age a and time t with overlapping generations. The population grows through recruitment to the first age class. We represent the number of females in this class as $N(0, t)$. Assuming a constant sex ratio at birth and identical mortality, the number of males $N_m(a, t) \propto N(a, t)$. The population declines as a function of natural mortality $M(a)$ and fishing mortality $F(a, t)$, which are both potentially functions of individual size. For $a > 0$, the dynamics are

$$N(a, t) = N(a-1, t-1) e^{-(M(a-1)+F(a-1, t-1))} \quad (1)$$

All individuals recruit to the population model at the same minimum size $L(1)$. From then on, individuals grow according to the von

Bertalanffy growth equation for length $L(a)$ at age a (Figure 1; Mangel, 2006)

$$L(a+1) = L(a)e^{-k} + L_\infty(1 - e^{-k}) \quad (2)$$

The parameter k determines how fast the fish grow to asymptotic size L_∞ , which we interpret as the maximum size possible. In our model of Brown-marbled grouper life histories, we assume that males and females have similar growth rates. However, for Napoleon fish, we assume that once sex change occurred, males grow faster than females. This is based on the observation of Choat, Davies, Ackerman, and Mapstone (2006) that protogynous males grow approximately twice as fast as females.

We assume mass at age $W(a)$ and length $L(a)$ are described by an allometric function

$$W(a) = \nu L(a)^\omega \quad (3)$$

where ν and ω are scale and shape parameters, respectively, which can be estimated from data (Alonzo & Mangel, 2005).

2.2 | Reproduction

We assume the probability that an individual is mature p_{mat} is a function of length-at-age (Figure 1)

$$p_{\text{mat}}(a) = \frac{1}{1 + e^{-q(L(a) - L_{\text{mat}})}} \quad (4)$$

where q determines the steepness of the function and L_{mat} determines the age at which half of the fish are mature. When q is large, maturation is knife-edged, in the sense that virtually all individuals below L_{mat} are immature and those above are mature. When q is small, there is some probability of both immature and mature individuals at each size/age.

For simplicity, we assume that egg quality does not vary with female size. Egg production $E(t)$ is determined by the number of females of age a at a given time $N(a, t)$, the probability females are mature $p_{\text{mat}}(a)$, their biomass $W(a)$, their mass-specific fecundity, denoted by c and an allometric parameter b that relates female mass and fecundity

$$E(t) = \sum_a^{A_{\text{max}}} N(a, t) c W(a)^b p_{\text{mat}}(a) \quad (5)$$

2.3 | Sex change

In monandric protogynous species, individuals are born as females and turn into males as they grow larger. The probability that a female of age a and length $L(a)$ becomes a male, $p_{\text{male}}(a)$, is a function of body length-at-age

$$p_{\text{male}}(a) = \frac{1}{1 + e^{-p(L(a) - L_c)}} \quad (6)$$

where L_c is the length at sex change at which half of the individuals are male. The length at sex change can be fixed, or it can be a function of the mean length of individuals in the population $\bar{L}(t)$ at that time, such that $L_c(t) = \bar{L}(t) + \Delta L$ (where ΔL offsets represents any difference between the population mean length and the local group size mean

TABLE 1 Specific life-history parameters for Brown-marbled grouper are from Pears *et al.* (2006). Parameters for Napoleon fish are from Choat *et al.* (2006), with the exception of the von Bertalanffy growth function parameters, which are from Sadovy *et al.* (2007). All other parameters are from Alonzo and Mangel (2005) or were varied in sensitivity analyses to determine whether they affect results. The maturation and sex-change ogives were adjusted to reflect the differences in observed patterns between the two species (e.g., small males are very rare in Napoleon fish, so we assumed a relatively shallow maturation ogive but a steep sex-change ogive relative to Brown-marbled grouper)

Parameter	Interpretation	Value for Brown-marbled grouper example	Value for Napoleon fish example
Simulation parameters			
t	Time (in years) in our population simulation.	400 (maximum)	800 (maximum)
T_{fishing}	Time when fishing mortality begins	150	500
T_{recovery}	Time when fishing mortality ends	250	650
Life-history parameters			
M	Natural mortality rate: a function of age a , size, or constant	Varies from 0.1 to 0.2	0.1
A_{max}	Maximum age in years (after this age we no longer track individual fates)	40	30
L_{∞}	Asymptotic size (total length in cm) in the von Bertalanffy growth function	80	91.5 for females; 168.4 for males
k	Growth coefficient in the von Bertalanffy growth function	0.16; sensitivity analyses varied from 0.1 to 0.2	0.13 for females; 0.06 for males
$L(a)$	Length-at-age; $L(1)$ is the initial size at recruitment	4 (when $a = 1$)	4 (when $a = 1$)
L_{mat}	Length at which 50% of females mature;	45	45
q	Shape parameter that determines the slope of the maturation ogive	0.7	0.1
ν	Scale parameter relating length to body mass (value is arbitrary)	1	1
ω	Shape parameter relating length to body mass	3	3
c	Scale parameter relating body mass to egg production (value is arbitrary)	6	6
b	Exponent relating body mass to egg production (value is arbitrary)	2	2
ρ	Shape parameter that determines the slope of the sex-change ogive	0.08	0.3
L_c	Size at which 50% of individuals have changed sex	75	68
ΔL	Discounting parameter; modulates the length at sex change relative to average lengths of the population	27	Varied from 0 to 20
Recruitment parameters			
α	Parameter of the Beverton–Holt recruitment function; determines steepness near origin	0.05	0.05
β	Parameter of the Beverton–Holt recruitment function	1×10^{-5}	1×10^{-5}
τ	Time ($\tau < 1$) spent in the larval stage prior to recruitment (Equation 13)	–	–
Exploitation parameters			
F_{max}	Maximum fishing mortality rate	Varies from 0.1 to 0.5	Varies from 0.1 to 0.5
$s(a)$	Selectivity of the fishing gear for each age, can also depend on size $L(a)$	Table 2	Table 2
Population metric			
λ_{rec}	Growth rate of a recovering population after fishing ceases (after T_{recovery} ; see Figure 3)	–	–

length (Alonzo & Mangel, 2005), thus modulating the degree of the plastic response to changes in size-structure. In this case, the probability of sex change will be a function of both a and t , as well as the social environment. Equation 6 allows for the possibility that some females do not change sex despite approaching the maximum size (cf. Choat *et al.*, 2006; Pears *et al.*, 2006).

Sex-changing fishes can vary in the degree of plasticity of the sex-change function, so we model two example sex-change functions. In our first example, females change sex according to their length relative to the population or group average: as the average length in the

population decreases, the probability of becoming male increases for smaller individuals. In the second example (based on Napoleon fish), we assume that the sex-change function responds less, or not at all, as the average length of the population decreases (i.e., there is less plasticity associated with age/size of sex change, although nothing is known of the factors that control sex change in this species; see the lower panels of Figure 1). We also assume that the probability of switching to male sizes once the female is greater than the sex-change threshold is never greater than 0.8, because in Napoleon fish some older females evidently never change sex (Choat *et al.*, 2006).

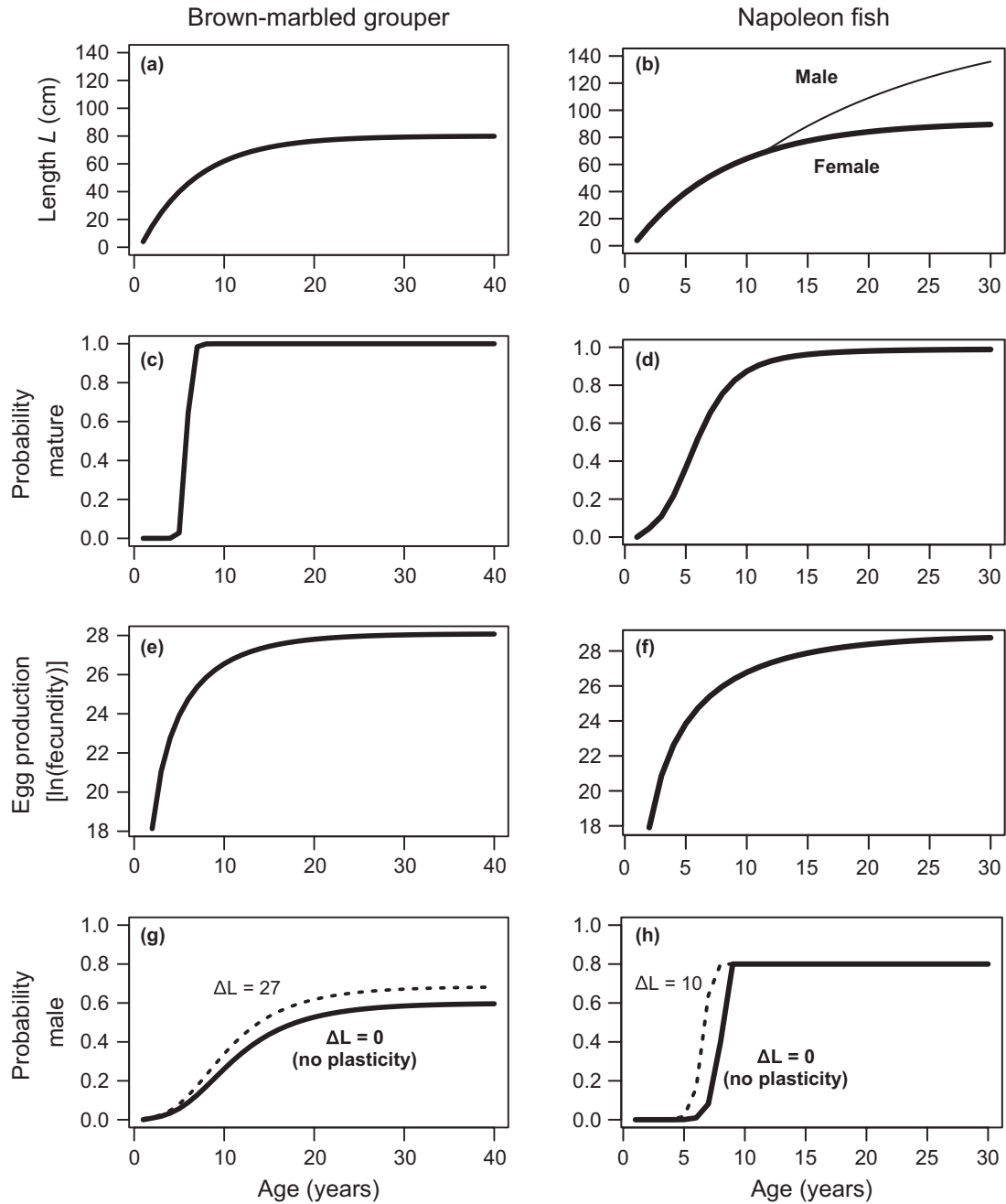


FIGURE 1 (a,b) Age-dependent length, (c,d) maturation, (e,f) fecundity and (g,h) sex-change functions for contrasting life histories of Brown-marbled grouper (left column) and Napoleon fish (right column). The latter species is larger overall, but matures earlier. In both cases, as maturation depends on size, and sex change depends on individual size and average size of the population, these functions will vary with somatic growth rate. Dashed curves in (g,h) represent changes in the sex-change functions that arise as fishing reduces the mean length of individuals in the population (here shown for $M = 0.1$, asymptotic selectivity and $F_{\max} = 0.3$ for both species). Parameters are in Table 1

In all female-first examples, we represent egg production as $E_h(t)$. In analogy to Equation 5,

$$E_h(t) = \sum_a^{A_{\max}} N(a,t) cW(a)^b p_{\text{mat}}(a)(1 - p_{\text{male}}(a,t)) \quad (7)$$

2.4 | Recruitment

The number of recruits, $N(0, t)$, is determined by the number of eggs E produced by spawning female biomass in the previous time, as well

as the density-dependent recruitment function, which we assume to follow the Beverton–Holt stock–recruitment relationship (SRR) (Beverton & Holt, 1957; Mangel, 2006; Mangel *et al.*, 2013)

$$N(0, t+1) = \frac{\alpha E(t)}{1 + \beta E(t)} \quad (8)$$

This determines the size of the year class that recruits to the population model (see Equation 1). When $t = 1$, we assumed there were 100 recruits seeding the population (Figure 3). In the discussion, we

adapt the recruitment function to show how capture of juveniles at settlement (when density-dependent mortality may substantially decrease juvenile numbers) could affect population dynamics (Mous, Sadovy, Halim, & Pet, 2006).

2.5 | Mortality

For the majority of our analyses, we assume that individuals taken after settlement experience a fixed rate of natural mortality M , regardless of individual size. In sensitivity analyses, we also considered the case where natural mortality decreases for larger fishes (Brodziak, Ianelli, Lorenzen, & Methot, 2011; Lorenzen, 2008). However, changes in natural mortality rate with age did not strongly influence our results (see Results; Figures S1–S3). We also assessed the effects of variation in somatic growth on biomass, which can be modelled by changing either k or L_∞ , making one or both smaller as biomass of the population increases (Munch, Snover, Watters, & Mangel, 2005). We found that changing both parameters had similar effects, so we will discuss variation in the growth rate coefficient k while holding L_∞ constant.

Figure 2 shows the three selectivity functions $s(a)$ that we considered: (i) asymptotic selectivity that is biased towards the largest individuals; (ii) dome-shaped selectivity, in which there is some preference for larger fish, but the very largest fish are not selected, for example due to gear selectivity or fishery type or behaviour, such as habitat preference; and (iii) plate-sized selectivity, in which there is a target size which is approximately the size of a dinner plate. After growing

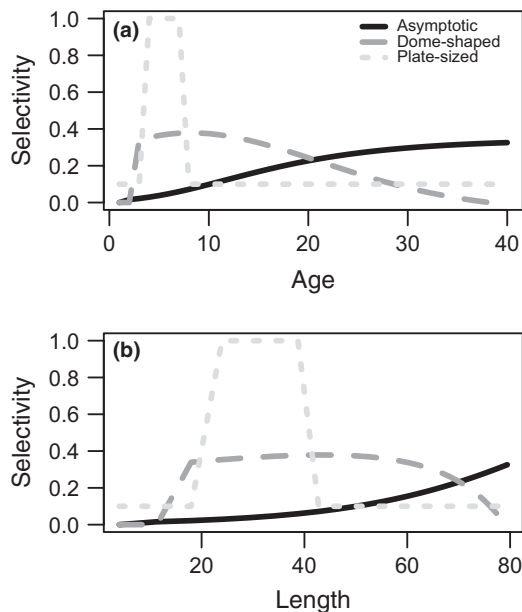


FIGURE 2 Asymptotic, dome-shaped and plate-sized selectivity functions of (a) age and (b) length for the Brown-marbled grouper growth curve when $k = 0.1$. The area under each curve is equal. While the plate-sized curve reflects a strong preference for plated-sized fish, it includes some possibility of incidental capture or discard mortality of older or younger fish. Bottom panel: Selectivity as a function of size, not age

past this length, the probability a fish is captured by the fishery is low (Figure 2). For example, the desired size of Napoleon fish can be visually selected by snorkelers or divers who use a chemical to target specific individuals.

We give the specific selectivity functions in Table 2. In each case, the fishing effort on each age or size-class is a product of the selectivity and the maximum fishing effort possible, such that

$$F(a,t) = s(L(a)) F_{\max}(t) \tag{9}$$

This approach to modelling selectivity differs from the approach taken elsewhere (Gwinn *et al.*, 2015), where differences in selectivity (or vulnerability) are assumed to reflect different management tactics (such as slot limits) that have been put in place to control fishing effort. In other words, in our models, a difference in selectivity equates to a difference in average fishing mortality across all ages. However, a change in growth patterns will also change the selectivity for each age, so that a change in growth rate may interact with selectivity to increase or decrease fishing mortality.

2.6 | Biological reference points and recovery metrics

We calculate two common biological reference points, as well as the maximum growth rate of the population during recovery after fishing stops. To do so, we denote the number of females in a given age class at the steady state by $\bar{N}(a)$; with fishing, it is $\bar{N}(a,F)$. The egg production of these females with fishing mortality F relative to egg production in the unfished population (often called the spawning potential ratio [SPR; Mangel *et al.*, 2013]) is

$$SPR = \frac{\sum_{a=0}^{A_{\max}} p_{\text{mat}}(a) cW(a)^b \bar{N}(a,F)}{\sum_{a=0}^{A_{\max}} p_{\text{mat}}(a) cW(a)^b \bar{N}(a)} \tag{10}$$

Note the similarity of the numerator and denominator of Equation 10 to the egg production equation (Equation 5). For sex-changing stocks, the SPR is calculated in a similar fashion, but the

TABLE 2 Equations and parameters used to generate selectivity functions in Figure 2. Parameters are described in Table 1. Notice that asymptotic selectivity depends on length-at-age $L(a)$; Dome-shaped selectivity follows a Weibull distribution. Parameters were chosen so that the total area under the curve was similar for each function when $k = 0.1$ and $L_\infty = 90$ to ensure that fishing mortality was comparable over the lifetime in this baseline case

Selectivity	Function	Parameters
Asymptotic probability	$s(L(a)) = \frac{1}{1 + e^{-\gamma(L(a)-D)}}$	$j = 0.05, D = 94$
Dome-shaped probability	$s(a) = K + \left(\frac{x}{b}\right) \exp\left(-\left(\frac{x}{b}\right)^z\right)$ where $s(a)$ must be greater than 0	$s(a) = 0$ for $a \leq 2$ $x_a = (a + 11)/12$ for $a > 2$ $K = -0.05, z = 2, b = 2$
Plate-sized probability	$s(L) = \begin{cases} 0.1 & \text{if } L < L_{\text{crit}} \\ 1 & \text{if } L < L_{\text{max}} \end{cases}$	$L_{\text{crit}} = 20$ $L_{\text{max}} = 40$

analogous equation for egg production is Equation 7. In both cases, the steady-state biomass when fishing mortality is F , relative to the biomass of the unfished population is

$$\frac{B_F}{B_0} = \frac{\sum_{a=0}^{A_{\max}} W(a) \bar{N}(a, F)}{\sum_{a=0}^{A_{\max}} W(a) \bar{N}(a)} \quad (11)$$

We also calculated the maximum growth rate of the recovering population, λ_{rec} , after fishing ($F_{\text{max}} = 0.3$) ends at T_{recovery} (Figure 3a). We determined λ_{rec} by calculating the maximum difference in population biomass from 1 year to the next once fishing stopped, that is

$$\lambda_{\text{rec}} = \max_t \left(\sum_a B(a, t) - B(a, t-1) \right) \quad (12)$$

3 | RESULTS

The biomass dynamics of separate-sex and female-first stocks to fishing were similar for the Brown-marbled grouper-like life history. Plate-sized selectivity and dome-shaped selectivity, which select individuals near their age of maturation, decreased the steady-state biomass more than the asymptotic selectivity scenario that we considered (Figure 3; only separate-sex biomass dynamics are shown). Stocks with slower somatic growth had lower selectable biomass (biomass caught with the combination of selectivity and fishing effort F_{max}) and egg production in all three selectivity scenarios. With female-first sex change, egg production was always lower than in separate-sex stocks;

the slow-growing female-first stocks had the lowest steady-state egg production of any population.

In Figure 4, we show how fishing affects age-structure and sex ratio for both sexual systems (separate-sex, or gonochoristic, and female-first, or protogynous). In the separate-sex case, plate-sized selectivity eroded the population age-structure most dramatically (Figure 4). In the female-first population, due to plasticity in sex change, females began their transition to males earlier for all selectivities, and the average size of spawning individuals decreased (Figure 4). However, whether fishing affected female or male age-structure most depended on the selectivity, the natural mortality rate (Table 3) and the shape of the sex-change function.

In Table 3, we give the two biological reference points and the rate of recovery for both sexual systems under the three forms of fishing selectivity (with the same fishing mortality F_{max}), as well as sensitivity to variation in natural mortality and somatic growth rate. The fishery with asymptotic selectivity had the greatest relative biomass at both levels of natural mortality and for both sexual systems (Table 3). Fishing had a greater relative impact on biomass (i.e., B_F/B_0 was lower) when natural mortality was lower for all selectivity functions. The biomass reference point (B_F/B_0) and the rate of recovery (λ_{rec}) did not vary with sexual system in any of the three selectivity scenarios. However, the SPR was always lower with female-first sex change than with separate sexes. Where biomass was depleted the most (i.e., with plate-sized selectivity and slow growth), populations had the highest rate of recovery, as this metric is greatest at low density. Finally, whether the SPR was lower with dome-shaped or plate-sized selectivity depended on both the background mortality rate and the slope of the sex-change function. For example, in Table 3 the SPR with dome-shaped

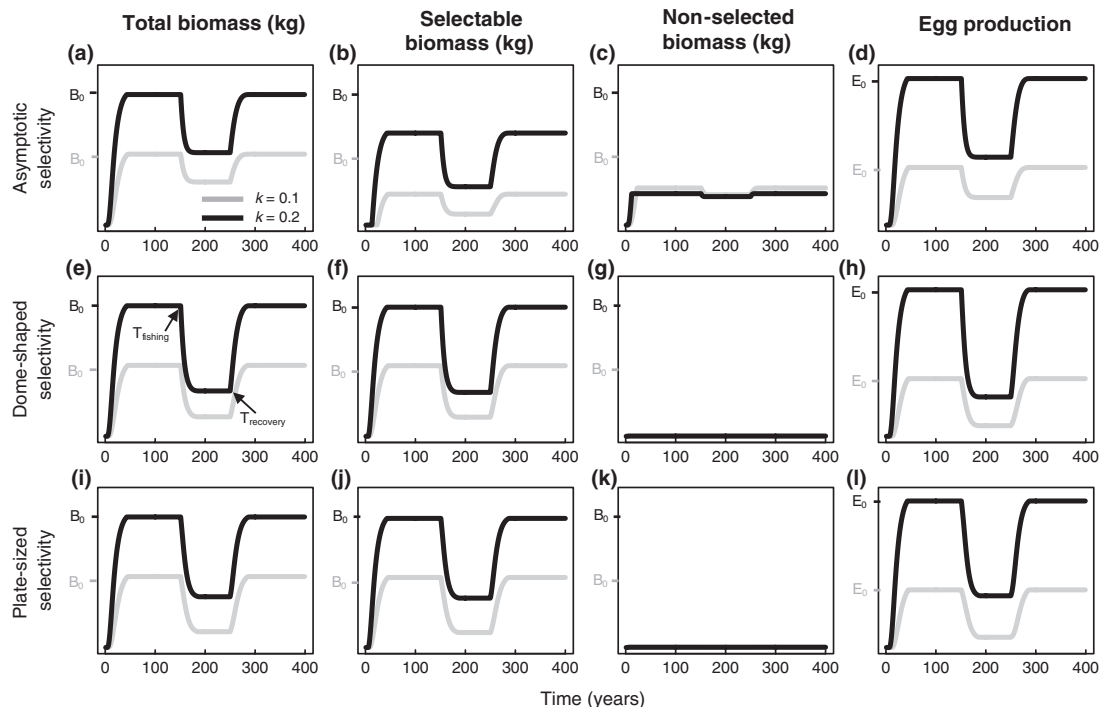


FIGURE 3 Comparison of biomass dynamics and egg production of the separate-sex version of the Brown-marbled grouper life history with three types of selectivity and two different growth coefficients, k . $F_{\text{max}} = 0.3$ and natural mortality $M = 0.1$

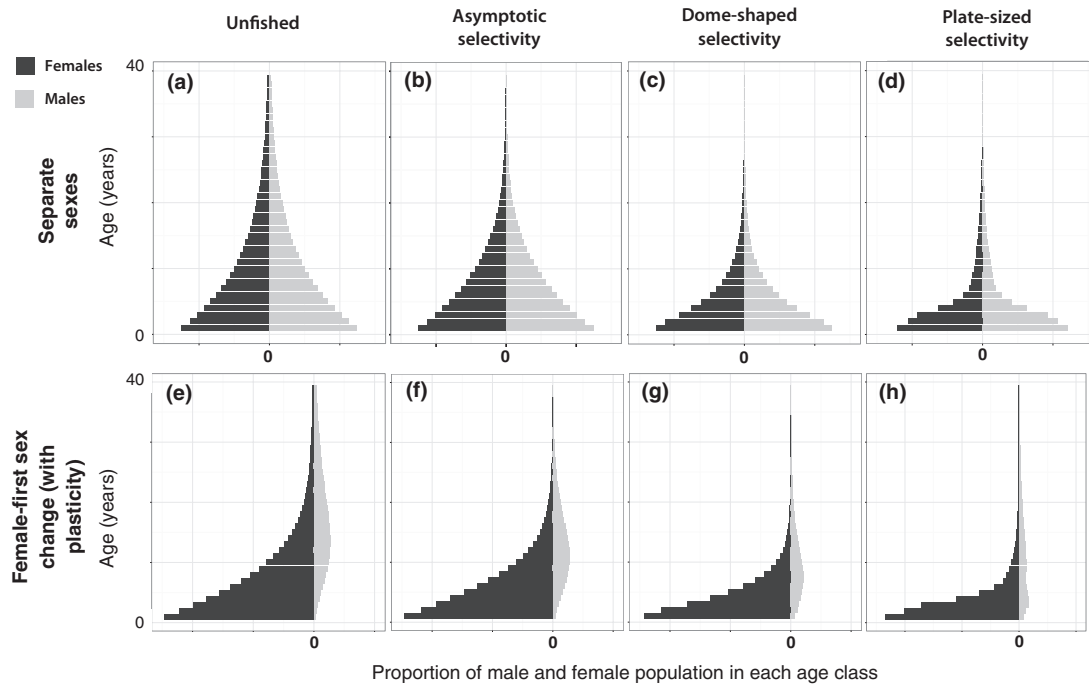


FIGURE 4 Change in age-structure (the stable age distribution) for separate-sex and female-first stocks with different selectivity functions. Note that here we have assumed constant recruitment. Life-history functions are from Brown-marbled grouper (left panels of Figure 1), with parameters $L_{\infty} = 80$ cm, $k = 0.1$, $M = 0.1$, and $F_{\max} = 0.3$, and $L_{\max} = 45$ cm. Selectivity functions are in Figure 2. The separate-sex stock (a–d) has symmetrical age-structure for males and females because we assume a 50:50 sex ratio from birth. Sex-changing stocks (e–h) adjust the size at sex change according to the mean length of individuals in the population; in the unfished population $L_c = 75$ cm

selectivity and $M = 0.1$ is lower than the SPR with plate-sized selectivity; this reverses with $M = 0.3$ because of the relationship between the average size of individuals in the population and their probability of transitioning from a female to a male.

In Figures 5 and 6, we show the effects of varying levels of fishing mortality on the SPR and steady-state biomass (B_p/B_0) for each of the three forms of selectivity and for both sexual systems. Lower values of both reference points with plate-sized selectivity and dome-shaped selectivity hold across a range of fishing mortalities for both separate-sex scenarios (Figure 5) and female-first scenarios (Figure 6). Our asymptotic selectivity scenario had less of an effect on the reference points because the fishery selectivity was lower for adult age classes (even with large values of F_{\max}). When selectivity depends on size at age (as in our asymptotic selectivity function), growth rate had a surprising effect on the dynamics of biomass. Stocks with lower somatic growth rates had the greatest B_p/B_0 (Figures 5d and 6d, Table 3), and these stocks declined more slowly than fast-growers as F_{\max} increased. This is because fast-growing fish entered the fishery earlier in life with this selectivity curve and therefore had higher catchable biomass. In other words, in fast-growers, a larger proportion of the biomass was susceptible to capture (Figure 3b).

The separate-sex stock with asymptotic selectivity (Figure 5a) had a higher SPR with slow growth (Figure 5a, Table 3) for a given mortality rate. In this case, the production lost from the delayed maturation of slow-growing females was compensated by females spending less time in susceptible size-classes; this pattern was robust in our sensitivity analyses. We also found the separate-sex stocks had a higher SPR with dome-shaped and plate-sized selectivity if natural mortality was

lower (Table 3). The unfished population biomass was lower with slow growth, suggesting that the relative effect of fishing mortality on productivity will be sensitive to both natural mortality and growth rate. By contrast, in female-first populations, slow-growing stocks always had a lower SPR (Figure 6a–c) except when we investigated the scenario with age-dependent mortality and asymptotic selectivity (Figure S3); here, the SPR was higher for stocks with slow growth (comparable to separate-sex stocks). This was not true for the dome-shaped or plate-sized selectivity scenarios with age-dependent mortality.

In Figures S1–S3, we explored the assumption of decreasing mortality with age in more detail. In this scenario, the unfished biomass and egg production increased for both separate-sex and female-first populations (Figure S1), but the relative effects of fishing on the SPR and biomass (the biomass reference point) were identical to the case with constant natural mortality (Figure 5). For slow-growing sex changers, the plate-sized fishery decreased absolute egg production the most (Figure S1h). In this scenario, declining mortality with age primarily benefited male survival, especially as fishing reduced the average size of individuals and females became rare (Figure S2). Hence, the SPR was lowest for sex changers with age-dependent mortality, and there was an interaction between selectivity and growth rate (Figure S3). These results imply that the SPR is strongly affected by somatic growth rate, in addition to the details of natural mortality, sex-change rules, and fishery selectivity and effort.

Until now, we have considered sensitivity analyses of the life-history traits of the Brown-marbled grouper. We next compare these patterns with the results of the model developed to match the life

TABLE 3 Sensitivity of population metrics ($SPR_{F=0.3}$, $B_{F=0.3}/B_0$ and λ_{rec}) to variation in natural mortality rate M and growth rate k for each type of fishery selectivity and each example species. These reference points do not represent absolute differences in unfished biomass. For all cases, $F_{max} = 0.3$. In the two upper panels, we calculate each metric for both mating systems and a life history based on Brown-marbled grouper. Notice that mating system affects SPR, but not relative biomass nor population recovery rate for Brown-marbled grouper. In the bottom panel, we calculate each metric for the life history based on Napoleon fish with no plasticity in the sex-change function (also see Figure S2)

Brown-marbled grouper	Selectivity					
	Asymptotic		Dome-shaped		Plate-sized	
	$k = 0.1$	$k = 0.2$	$k = 0.1$	$k = 0.2$	$k = 0.1$	$k = 0.2$
$M = 0.1$						
$SPR_{F=0.3}$						
Separate sexes	0.620	0.572	0.544	0.496	0.680	0.676
Female-first	0.560	0.503	0.370	0.373	0.499	0.563
$B_{F=0.3}/B_0$						
Separate sexes	0.610	0.554	0.274	0.347	0.223	0.389
Female-first	0.610	0.554	0.274	0.347	0.223	0.389
λ_{rec}						
Separate sexes	1.04	1.06	1.10	1.10	1.10	1.07
Female-first	1.04	1.06	1.10	1.10	1.10	1.07
$M = 0.3$						
$SPR_{F=0.3}$						
Separate sexes	0.772	0.746	0.439	0.495	0.465	0.549
Female-first	0.788	0.750	0.338	0.451	0.299	0.398
$B_{F=0.3}/B_0$						
Separate sexes	0.871	0.826	0.803	0.596	0.375	0.506
Female-first	0.871	0.826	0.803	0.596	0.375	0.506
λ_{rec}						
Separate sexes	1.02	1.03	1.04	1.09	1.15	1.10
Female-first	1.02	1.03	1.04	1.09	1.15	1.10
Napoleon fish						
	Female $k = 0.13$		Female $k = 0.13$		Female $k = 0.13$	
$M = 0.1$						
$SPR_{F=0.3}$						
Female-first	0.542		0.304		0.286	
$B_{F=0.3}/B_0$						
Female-first	0.458		0.256		0.273	
λ_{rec}						
Female-first	1.08		1.10		1.07	

history of Napoleon fish. This protogynous species differs from Brown-marbled grouper in that males reach much greater maximum sizes, although males and females have similar life spans (Choat *et al.*, 2006). Therefore, we modelled sex-specific growth rates (Figure 1b). We also assumed the slope of the sex-change function for Napoleon fish was steeper than for Brown-marbled grouper (compare Figure 1g,h), based on the apparent rarity of small males in the wild (Sadovy de Mitcheson, Liu, & Suharti, 2010). All life-history parameters are given in Table 1.

Whether or not we allowed for plasticity in the sex-change function for Napoleon fish had a minor effect on age-structure after fishing (Figure 7). Plasticity did not dramatically affect the biomass reference point, although the female biomass decreases more with plasticity, and the sex ratio became more biased without it (Figure 7). Even without plasticity in sex change (which would decrease the female biomass

further), the SPR of Napoleon fish was low for the dome-shaped and plate-sized selectivity scenarios (Table 3, Figure S4). These selectivities targeted female biomass, thus reducing the compensatory capacity of Napoleon fish (Sadovy *et al.*, 2003). Despite their lower SPR, the relative biomass (B_F/B_0) and recovery rates (λ_{rec}) of Napoleon fish were largely similar to the results for protogynous Brown-marbled grouper (Table 3, Figure S4). This is likely due to their larger body sizes overall.

4 | DISCUSSION

Research on life-history correlates of species' vulnerability to overfishing is often focused on fecundity, age at maturity or body size (length or weight) (Patrick *et al.*, 2009; Prince *et al.*, 2015; Reynolds, Dulvy,

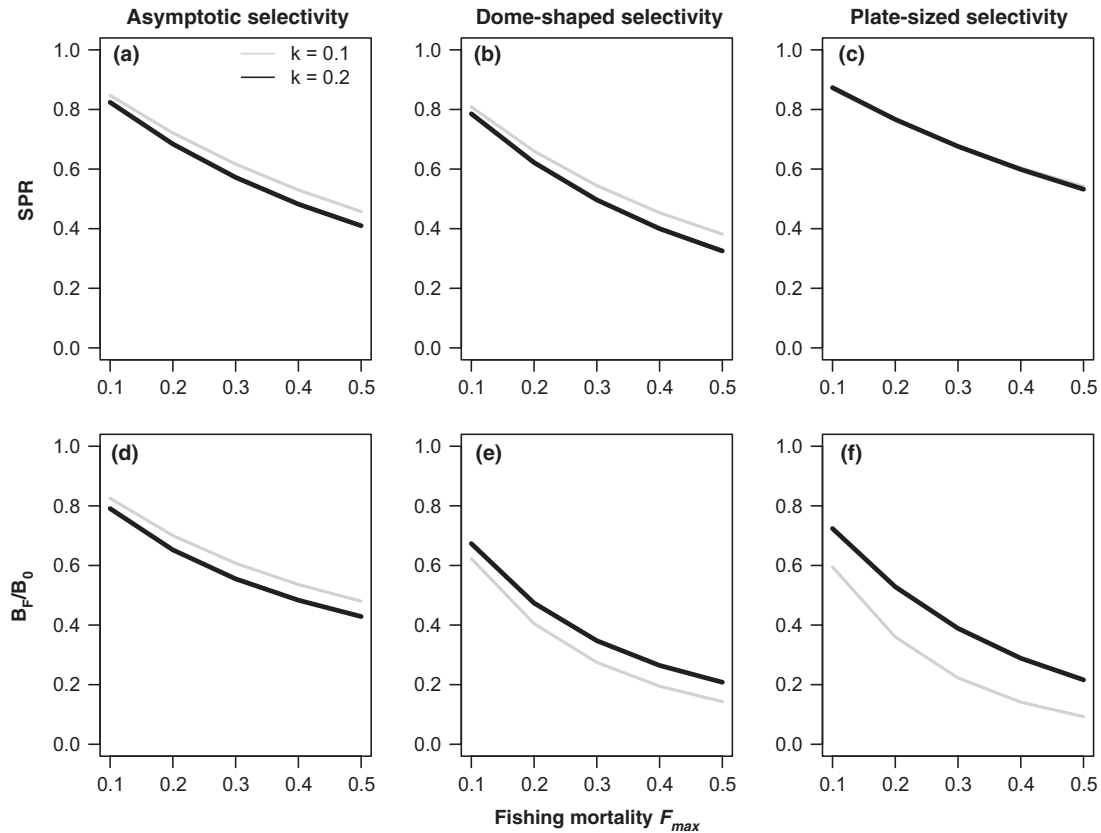


FIGURE 5 Sensitivity of biological reference points to fishing mortality for two growth rates in the separate-sex version of a Brown-marbled grouper-like life history. Each stock is fished with the three different selectivities in Figure 2(a–c): spawning potential ratio (SPR), (d–f) Relative biomass (B_F/B_0). Natural mortality $M = 0.1$

Goodwin, & Hutchings, 2005). Here, we have shown that somatic growth rate, maturation and sex change interact differently with the three fishery selectivity scenarios considered. The aspects of selectivity that mattered most for sustainability are (i) the minimum age or size of capture relative to maturity and (ii) whether selectivity depends on both age and size such that a change in growth rate changes the size–age relationship. Thus, for the scenarios we considered, plate-sized selectivity and dome-shaped selectivity had the greatest negative effect on population biomass (Figure 3) and biological reference points (Figures 5 and 6) because these fisheries targeted subadults that have already passed through the juvenile recruitment “bottleneck”, but had not yet begun to reproduce. Asymptotic selectivity had less effect because – as it targeted the greatest range of sizes – we assumed that the probability of being fished at any one size was lower overall to specifically compare selectivity effects when fishing mortality is similar across the lifetime.

Our choice of mass-specific fecundity parameters and the Beverton–Holt stock–recruitment relationship allowed populations to recover from low population sizes or extremely skewed sex ratios and return to a steady state in our model. Even if the effects of fishing on age, size and sex structure did not necessarily affect the biomass reference point (Table 3), the compensatory capacity of the stock always decreased. Specifically, the SPR decreased with F_{max} , especially for hermaphroditic stocks where selectivity removed young fish (Table 3;

Figures 6 and S4), meaning that fishing decreased lifetime egg production the most in these scenarios.

Despite this difference in egg production, in our model, there was no effect of sexual system on the biomass or the growth rate λ_{rec} of recovering populations (Table 3). Were we to allow the possibility of Allee (depensatory) effects (such as a threshold density required for aggregation behaviour or for fertilization of gametes), population recovery would be slowed (cf. Sadovy de Mitcheson, 2016). Therefore, the insensitivity of biomass and recovery rate to protogyny applies only where aggregation behaviour and fertilization of gametes is not impaired by changes in sex ratio or by severely reduced adult numbers. Furthermore, we did not address the possibility of episodic recruitment pulses, which are known to be important for the persistence of long-lived species (reviewed in Kindsvater *et al.*, 2016). Given stochasticity in recruitment, we would expect that slow-growing protogynous species will be much more susceptible to over-exploitation than populations or species with faster growth and separate sexes (i.e., gonochorism). Indeed, many populations of Napoleon fish have been severely depleted to the point where few recruits and young fish are observed (e.g., in parts of Indonesia, Sadovy de Mitcheson and Suharti unpublished), suggesting that stochastic recruitment limits the recovery of these populations. This process could be magnified by plasticity in the size-at-sex-change function because plasticity allows females to start transitioning to males at smaller sizes or younger ages (although this

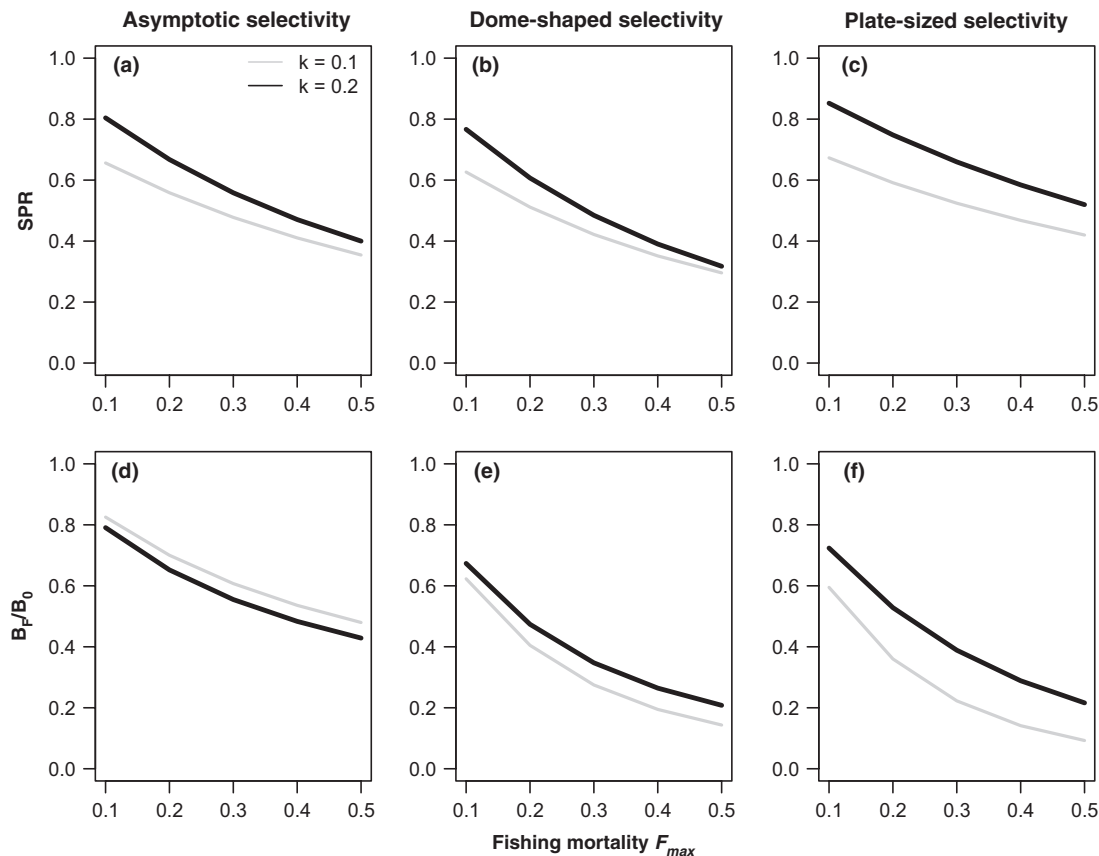


FIGURE 6 Sensitivity of two biological reference points to fishing mortality for two growth rates in the female-first Brown-marbled grouper-like life history. Each stock is fished with the three different selectivities in Figure 2. Each stock is fished with the three different selectivities in Figure 2. (a–c): spawning potential ratio (SPR), (d–f) relative biomass (B_F/B_0). Natural mortality $M = 0.1$

effect was minor in our analysis of Napoleon fish, given our assumptions). In species with plasticity in sex change, fishing decreases egg production in two possible ways: direct mortality increases, meaning that females are, on average, smaller, and also females transition to males earlier (see Vincent & Sadovy, 1998). We suggest the effects of stochastic recruitment and its interaction with size-structure and sex structure warrants further research.

Our results also highlight the effects of changes in growth rate for reference points and their interaction with selectivity. Fishing can affect growth rate directly, so that size-based selectivity can select for slow growth (Conover & Munch, 2002). If fishing changes growth rates, we showed that the proportion of biomass vulnerable to fishing will also change if fishing depends on size at age, which might happen when time since birth affects probability of capture. In this case, in species or populations with faster growth, a greater proportion of the population will be vulnerable to fishing for the same selectivity. Evidence from Gag grouper – as well as meta-analyses across species – suggests that temperature and density both contribute to variation in the size-at-age relationship (Lindberg *et al.*, 2006; Lorenzen, 2008). The implications of this variation for fishery sustainability could be evaluated in future work.

Growth rate can also affect the relationship between size and sex change. Empirical evidence suggests that variation in growth due to

latitude and temperature gradients, as well as habitat differences such as reef configurations, has strong effects on population biomass, density, and sex structure (Hamilton *et al.*, 2007; Taylor, 2014). In parrotfishes, for example Bulethead parrotfish (*Chlorurus spilurus*), variation due to environmental and social factors appears to swamp variation in vital rates due to fishing (Taylor, 2014). In California Sheephead wrasse (*Semicossyphus pulcher*), fishing decreases size and age at maturation and sex change (Hamilton *et al.*, 2007). By contrast, in Hawaiian grouper (*Hyporthodus quernus*), there was little change in sizes of mature females over a 30-year period despite ongoing fishing, perhaps due to relatively strong fishery governance (DeMartini, Everson, & Nichols, 2011).

Prior models and reviews of the population dynamics of female-first hermaphrodites, including California Sheephead wrasse, Black sea bass (*Centropristis striata*) and Red hind (*Epinephelus guttatus*) have focused on sperm limitation due to observed effects of fishing on the population sex ratio with differential loss of males (Alonzo & Mangel, 2004; Molloy *et al.* 2007, Brooks, Shertzer, Gedamke, & Vaughan, 2008; Alonzo *et al.*, 2008; Provost & Jensen, 2015). For some hermaphroditic stocks, the number of males relative to females has decreased dramatically (reviewed in Shepherd *et al.*, 2013). Similarly, in our model, female-first stocks declined to zero if selectivity drove the sex ratio below levels where all gametes were fertilized (not shown). This outcome was sensitive to the slope of the Beverton–Holt SRR

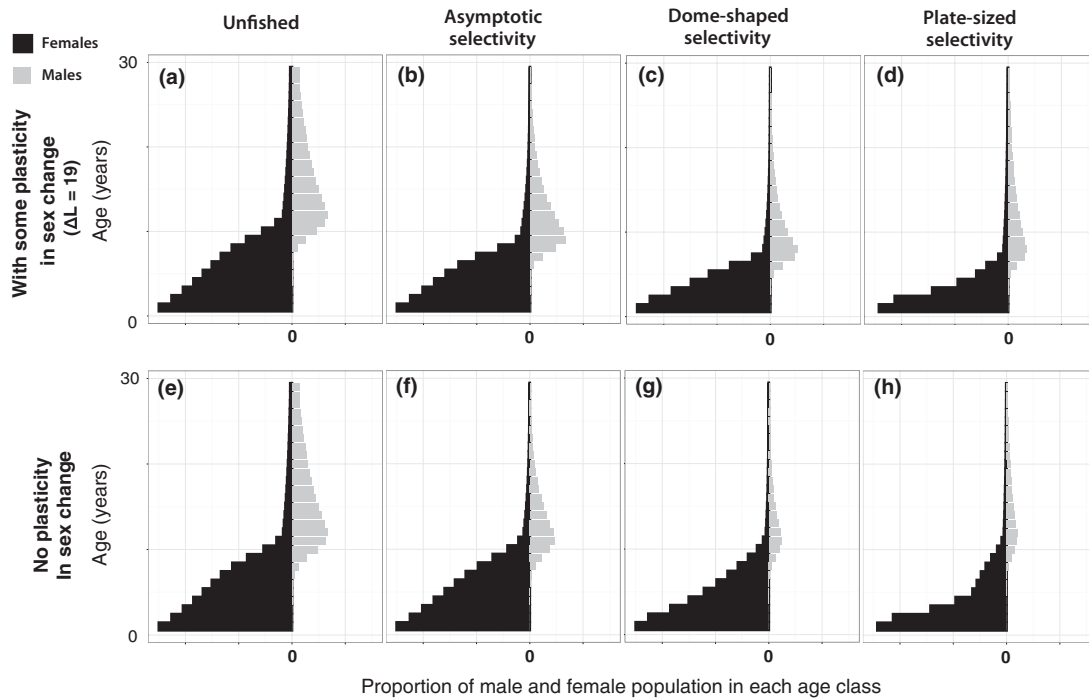


FIGURE 7 Stable age distribution (assuming constant recruitment) of Napoleon fish with (a–d) and without plasticity (e–h) in sex change. Females are black bars, and males are grey bars. Other parameters are in Table 1. Selectivity functions are in Figure 2. Note that sex-changing stocks with some plasticity (a–d) adjust the size at sex change according to the mean length of individuals in the population

near the origin and the shape of the sex-change function (Figure 1), which is consistent with previous models (Brooks *et al.*, 2008). However, for some female-first sex-changing species, size-selective fishing is known to reduce the size at sex change (Hamilton *et al.*, 2007; reviewed in Provost & Jensen, 2015), although this evidence comes largely from studies of small reef fish (e.g., wrasses) (Taylor, 2014). There are some protogynous species where the sex ratio has not changed with fishing, suggesting the sex-change rules are less plastic (Provost & Jensen, 2015; Shepherd *et al.*, 2013).

Our results add to this discussion by emphasizing that even if sperm limitation is not a factor (i.e., when sex ratios do not change), fishing can reduce egg production in female-first stocks. Limited egg production can reduce the ability of stocks to compensate for fishing or other disturbances (Kindsvater *et al.*, 2016). Whether populations become egg-limited could depend on the mechanism and timing of sex change, but is most likely when fishing selectively removes more males. If some of the mature males are protected, females will be slower to transition to males (if sex change is plastic), and that could buffer the egg production of the population. This approach has been recommended elsewhere based on empirical observations (Pears *et al.*, 2006; Williams *et al.*, 2008).

4.1 | Sustainability of different capture methods for live reef food fish

We return now to our original motivation, understanding the effect of selectivity for “plate-sized” fish between 20 and 40 cm, as this practice is common for certain tropical groupers and wrasses targeted for

the live reef food fish trade in Asia. As an alternative to the capture of plate-sized fish from wild populations, this size of fish can also be obtained by catching even smaller juveniles and growing them out in captivity to plate size. Both practices occur for several reef fishes, including Brown-marbled grouper and Napoleon fish. In both such cases, juveniles caught for “grow-out” are typically post-bottleneck and are raised in captivity for months or years. However, there are a few places where juveniles are taken at or very shortly after settlement and can be considered to be pre-bottleneck, meaning that fish at this stage have very high natural mortality levels. In one region of western Indonesia, fishers using hand nets take juvenile Napoleon fish as “settlers” from inshore nursery areas. In this case the grow-out period after capture can take from 4 to 5 years (Y. Sadovy de Mitcheson pers. obs.).

While we did not explicitly model the capture of settlers, we can consider the effects of a grow-out fishery targeting newly settled juveniles (under 5 cm) on fishery sustainability. In our model, the density-dependent bottleneck before and during settlement is represented by the Beverton–Holt SRR (Equation 8). When fishing occurs shortly following the age of settlement, the recruitment function can be modified to include fishing mortality (here noted as F_{settler}). The Beverton–Holt SRR can be derived by following the cohort of eggs until they recruit to the population in which m_1 denotes the background mortality of juveniles, m_2 the strength of density-dependent compensation and τ the time spent in the pre-recruit stage (Mangel, 2006). The number of recruits R is then

$$R(\tau) = \frac{e^{-m_1\tau}E(\tau)}{1 + \left(\frac{m_2}{m_1}\right)(1 - e^{-m_1\tau})E(\tau)} \quad (13)$$

TABLE 4 Sustainability of management guidelines for each type of fishery selectivity, given its interaction with sexual pattern; protogynous hermaphroditism vs. gonochorism

Fishery type	Separate sex (gonochoristic)	Female-first sex change (protogyny)
Asymptotic selectivity	Can be sustainable if the minimum length limit protects an adequate portion of the spawning stock and reproduction (i.e., aggregation) is possible	Can be sustainable especially if some of the largest males are protected to preserve social dominance hierarchies
Dome-shaped selectivity	May be sustainable if submature fish are protected (as well as the largest fish), akin to a slot harvest management limit	
Selectivity for submature fish (grow out or "plate-sized" fishery)	A sustainable fishery is possible if managed to ensure low levels of catch biomass. Gear restrictions that protect fish up to sexual maturation could improve sustainability	A sustainable fishery is possible at very low catch biomass; otherwise fishing will erode productivity of the population, especially with skewed sex ratios
Capture and grow out at settlement (pre-bottleneck selectivity)	A sustainable fishery is possible if adult catch is also managed, cage mortality is low, and settlement habitat is protected	

When we add fishing mortality in the early life-history stage, the equation becomes

$$R(\tau) = \frac{e^{-(m_1 + F_{\text{settler}})\tau} E(\tau)}{1 + \left(\frac{m_2}{m_1 + F_{\text{settler}}} \right) (1 - e^{-(m_1 + F_{\text{settler}})\tau}) E(\tau)} \quad (14)$$

With this parameterization of the SRR, we see that both the numerator and the left-hand term in the denominator will decrease as fishing mortality F_{settler} increases. This implies that targeting fish at or very near the age of settlement – when they naturally experience high natural mortality levels (pre-bottleneck) – may not affect productivity of the population unless F_{settler} is so large that compensatory productivity is no longer possible. Whether increasing F_{settler} affects recruitment to the post-bottleneck population depends on the duration of the settlement period τ , as well as the relative strength of m_1 and m_2 and is worthy of further theoretical and empirical investigation.

Even without detailed information on the parameters in Equation 14, we can infer the grow-out method of obtaining plate-sized fish by capturing (pre-bottleneck) settlers and maintaining them in captivity is more likely to be sustainable, all else being equal, than capturing similar numbers of juveniles or subadults, because the latter have much lower natural mortality. For example, if fishing reduces competition for hiding spaces or food, the removal of settlers will be compensated for by the increased survival of others. This will not be true when fishing removes subadult fish *after* they have survived the density-dependent bottleneck, where the effect of fishing will resemble the effects of plate-sized selectivity in our model.

The grow-out fishery for settlers could potentially be a productive method for obtaining high-value fish for the live reef food fish market, but it would need to be managed effectively. Settlers must be grown out for a long period of time (requiring food, and labour for up to 5 years), while the mortality rate of fish in cages during this period or

during the process of collection is unknown and could be cumulatively substantial. Moreover, collection of settlers by fishers from the limited macro-algal habitat during the short seasonal recruitment period is extremely intense and could potentially remove most or all settlers; habitat destruction from the intensive hand net collection method used is also a concern. Further data and modelling work are needed to evaluate the quantitative implications of this type of fishing and produce recommendations for sustainable fishing and grow-out practices.

Importantly, the sustainability of a fishery for settlers will also depend on whether there is effective management limiting fishing of larger fishes, including subadults, in the same population. Fisheries for both juveniles and adults can be sustained biologically as long as fishing effort is regulated so that not too many subadults or large adults are taken. An example of this type of management is the Rock lobster (*Panulirus cygnus*) fishery in Western Australia, where take of both juveniles and adults is sustainable (de Lestang *et al.*, 2012). This approach may be preferred if the aim is to maximize profit (assuming plate-sized fish are more valuable per kilogram than smaller or larger fish, as in the live reef food fish trade). The sustainable catch limit will depend on the biology of the species. For example, in Figure 6, we showed that the sex-changing species subject to plate-sized-selectivity was still able to maintain a steady state, assuming there were no depensatory effects.

In addition to management that specifically addresses fisheries for submature and pre-bottleneck fish, other management measures such as size limits (imposed by gear, trade or export restrictions) or temporal measures can be effective for data-poor fisheries (Dowling *et al.*, 2008). In the case of aggregating species, temporal and spatial measures to protect spawning aggregations can restore stock age, size and sex structure (e.g., Easter & White, 2016; Molloy *et al.*, 2009). Temporal or spatial protection of spawning aggregations is likely to have a strong positive effect on population sustainability, as fish are especially vulnerable when aggregating (Erisman *et al.*, 2017; Sadovy de Mitcheson,

2016). However, theoretical work has cautioned that solely protecting a single population may have limited outcomes for other populations if fishing intensifies outside the protected area (Mangel, 2000), if negative density dependence limits growth and productivity of the protected population (Ellis & Powers, 2012), or if the area is too small to protect enough adults adequately when not aggregating or does not encompass migration routes. This caveat is relevant to species where sex change is under social control, such that growth and sex change are related to the local density and size-structure of mature fish. Our results suggest that size limits or spatial protection will be most effective if these measures are also designed to protect submature individuals.

5 | CONCLUSIONS: GUIDELINES FOR CONSERVATION AND MANAGEMENT

In the case of tropical fisheries, there is an urgent need for general management guidelines that can be made with limited data and modelling work (Grüss, Robinson, Heppell, Heppell, & Semmens, 2014; Prince *et al.*, 2015). Our results lead to several rules of thumb relevant for management in fisheries where specific size ranges of fish are targeted to meet market demand (Table 4). When selectivity targets fish prior to maturity, but after the initial high mortality experienced by juveniles at settlement (i.e., post-bottleneck), it causes the steepest declines in biomass and productivity. Gear restrictions that protect fish up until the age of maturity could improve sustainability of the fishery.

1. Fishing erodes the compensatory capacity of slow-growing, female-first populations more quickly than fast-growing populations with separate sexes. Therefore, large protogynous groupers and wrasses with slow somatic growth are especially sensitive to overfishing and other environmental disturbances. This change in compensatory capacity (SPR) can happen before a decline in biomass is observed (Figures 5 and 6).
2. Sustainable fisheries of plate-sized (submature) fish are possible with strong enforcement of management limiting catch of juveniles and adults. If well managed, these fisheries could be more lucrative than fisheries for larger fish (despite being less productive biologically) in markets where plate-sized fish are more valuable per kilogram.
3. Fishing settlers (fish under approximately 5 cm in total length and pre-bottleneck) is potentially a productive source of fish and can be sustainable if managed. This also depends on the fishery for larger individuals in the same population also being effectively managed (by suitable spatial, temporal, effort and/or gear controls) to maintain reproductive capacity. Settlement and nursery areas must be available, and mortality in captivity (during the grow-out phase) must be low; further data and simulation studies are needed to evaluate these processes.

ACKNOWLEDGEMENTS

HKK was supported by NSF awards DBI 13-05929 and DEB 15-56779. JDR was supported by an NSERC Discovery Grant, and MM was funded by NSF awards OCE 11-30483, DEB 14-51931 and

DEB 15-55729. We thank two anonymous reviewers for their comments, which improved an earlier draft of this manuscript.

REFERENCES

- ADMCF (2015). *Mostly Legal, But Not Sustainable: How Airlines Can Support Sustainable Trade in Live Reef Food Fish*. Report, ADM Capital Foundation. Hong Kong. 46 pp.
- Alonzo, S. H., Ish, T., Key, M., MacCall, A. D., & Mangel, M. (2008). The importance of incorporating protogynous sex change into stock assessments. *Bulletin of Marine Science*, 83, 163–179.
- Alonzo, S. H., & Mangel, M. (2004). The effects of size-selective fisheries on the stock dynamics of and sperm limitation in sex-changing fish. *Fishery Bulletin*, 102, 1–13.
- Alonzo, S. H., & Mangel, M. (2005). Sex-change rules, stock dynamics, and the performance of spawning-per-recruit measures in protogynous stocks. *Fishery Bulletin*, 103, 229–245.
- Beverton, R. J. H., & Holt, S. J. (1957). *On the dynamics of exploited fish populations*. London, UK: Ministry of Agriculture, Fisheries and Food.
- Brodziak, J., Ianelli, J., Lorenzen, K., Methot, R. D. Jr (eds) (2011). Estimating natural mortality in stock assessment applications. *U.S. Department of Commerce, NOAA Technical Memorandum NMFS-F/SPO*, 119, 1–38.
- Brooks, E. N., Shertzer, K. W., Gedamke, T., & Vaughan, D. S. (2008). Stock assessment of protogynous fish: Evaluating measures of spawning biomass used to estimate biological reference points. *Fishery Bulletin*, 106, 12–23.
- Carruthers, T. R., Punt, A. E., Walters, C., MacCall, A., McAlister, M. K., Dick, E. J., & Cope, J. (2014). Evaluating methods for setting catch limits in data-limited fisheries. *Fisheries Research*, 153, 48–68.
- Cheung, W., & Sadovy, Y. (2005). Retrospective evaluation of data-limited fisheries: A case from Hong Kong. *Fish and Fisheries*, 14, 181–206.
- Cheung, W. W. L., Watson, R., Morato, T., & Pitcher, T. J. (2007). Intrinsic vulnerability in the global fish catch. *Marine Ecology Progress Series*, 333, 1–12.
- Choat, J. H., Davies, C. R., Ackerman, J. L., & Mapstone, B. D. (2006). Age structure and growth in a large teleost, *Cheilinus undulatus*, with a review of size distribution in labrid fishes. *Marine Ecology Progress Series*, 318, 237–246.
- Coleman, F. C., Koenig, C. C., Huntsman, G. R., *et al.* (2000). Long-lived reef fishes: The grouper-snapper complex. *Fisheries*, 25, 314–321.
- Collette, B. B., Carpenter, K. E., Polidoro, B. A., *et al.* (2011). High value and long life – Double jeopardy for tunas and billfishes. *Science*, 33, 291–292.
- Conover, D. O., & Munch, S. B. (2002). Sustaining fisheries over evolutionary time scales. *Science*, 297, 94–96.
- Craig, M. T., Sadovy de Mitcheson, Y. J., & Heemstra, P. C. (2011). *Groupers of the world: A field and market guide* (pp. 424). Grahamstown: NISC (Pty) Ltd.
- Cushion, N. M. (2010) Growth, reproductive life-history traits and energy allocation in *Epinephelus guttatus* (red hind), *E. striatus* (Nassau Grouper), and *Mycteroperca venenosa* (yellowfin grouper) (Family Serranidae, Subfamily Epinephelinae). *Open Access Dissertations*. Paper 423.
- de Lestang, S., Caputi, N., How, J., Melville-Smith, R., Thomson, A., & Stephenson, P. (2012) Stock assessment for the west coast rock lobster fishery. *Fisheries Research Report No. 217*. Department of Fisheries, Western Australia. 200 pp.
- DeMartini, E. E., Everson, A. R., & Nichols, R. S. (2011). Estimates of body sizes at maturation and at sex change, and the spawning seasonality and sex ratio of the endemic Hawaiian grouper (*Hyporthodus quernus*, F. Epinephelidae). *Fishery Bulletin*, 109, 123–134.
- Dick, E. G., & MacCall, A. D. (2011). Depletion-based stock reduction analysis: A catch-based method for determining sustainable yields for data-poor fish stocks. *Fisheries Research*, 110, 331–341.
- Dowling, N. A., Smith, D. C., Knuckey, I., Smith, A. D. M., Domasch, P., Patterson, H. M., & Whitelaw, W. (2008). Developing harvest strategies for low-value and data-poor fisheries: Case studies from three Australian fisheries. *Fisheries Research*, 94, 380–390.

- Easter, E. E., & White, J. W. (2016). Spatial management for protogynous sex-changing fishes: A general framework for coastal systems. *Marine Ecology Progress Series*, 543, 223–240.
- Ellis, R. D., & Powers, J. E. (2012). Gag grouper, marine reserves, and density-dependent sex change in the Gulf of Mexico. *Fisheries Research*, 115–116, 89–98.
- Erismán, B., Heyman, W., Kobara, S., Ezer, T., Pittman, S., Aburto-Oropeza, O., & Nemeth, R. S. (2017). Fish spawning aggregations: Where well-placed management actions can yield big benefits for fisheries and conservation. *Fish and Fisheries*, 18, 128–144.
- Grüss, A., & Robinson, J. (2014). Fish populations forming transient spawning aggregations: Should spawners always be the targets of spatial protection efforts? *ICES Journal of Marine Science*, 72, 480–497.
- Grüss, A., Robinson, J., Heppell, S. S., Heppell, S. S., & Semmens, B. X. (2014). Conservation and fisheries effects of spawning aggregation marine protected areas: What we know, where we should go, and what we need to get there. *ICES Journal of Marine Science*, 71, 1515–1534.
- Gwinn, D. C., Allen, M. S., Johnston, F. D., Brown, P., Todd, C. R., & Arlinghaus, R. (2015). Rethinking length-based fisheries regulations: The value of protecting old and large fish with harvest slots. *Fish and Fisheries*, 16, 259–281.
- Haddon, M. (2001). *Modelling and quantitative methods in fisheries*, 1st edn. London, UK: Chapman and Hall, CRC Press.
- Hamilton, S. L., Caselle, J. E., Standish, J. D., Schroeder, D. M., Love, M. S., Rosales-Casian, J. A., & Sosa-Nishizaki, O. (2007). Selective harvesting alters life histories of a temperate sex changing fish. *Ecological Applications*, 17, 2268–2280.
- Heppell, S. S., Heppell, S. A., Coleman, F. C., & Koenig, C. C. (2006). Models to compare management options for a protogynous fish. *Ecological Applications*, 16, 238–249.
- Hordyk, A., Ono, K., Valencia, S., Loneragan, N., & Prince, J. (2015). A novel length-based empirical estimation method of spawning potential ratio (SPR), and tests of its performance, for small-scale, data-poor fisheries. *ICES Journal of Marine Science*, 72, 217–231.
- Kindsvater, H. K., Mangel, M., Reynolds, J. D., & Dulvy, N. K. (2016). Ten principles from evolutionary ecology essential for effective marine conservation. *Ecology and Evolution*, 6, 2125–2138.
- Lee, C., & Sadovy, Y. (1998). A taste for live fish: Hong Kong's live reef fish market. *NAGA, The ICLARM Quarterly*, 21, 38–42.
- Lindberg, W. J., Frazer, T. K., Portier, K. M., Vose, F., Loftin, J., Murie, D. J., ... Hart, M. K. (2006). Density-dependent habitat selection and performance by a large mobile reef fish. *Ecological Applications*, 16, 731–746.
- Lorenzen, K. (2008). Fish population regulation beyond “stock and recruitment”: The role of density-dependent growth in the recruited stock. *Bulletin of Marine Science*, 83, 183–196.
- Lovatelli, A., & Holthaus, P. F. (2008). Capture-based aquaculture. Global overview. *FAO Fisheries Technical Paper*. No. 508. Rome: FAO. 298 pp.
- Mangel, M. (2000). On the fraction of habitat allocated to marine reserves. *Ecology Letters*, 3, 15–22.
- Mangel, M. (2006). *The theoretical biologist's toolbox: Quantitative methods for ecology and evolutionary biology*. Cambridge: Cambridge University Press.
- Mangel, M., MacCall, A. D., Brodziak, J., Dick, E. J., Forrest, R. E., Pourzand, R., & Ralston, S. (2013). A perspective on steepness, reference points, and stock assessment. *Canadian Journal of Fisheries and Aquatic Sciences*, 70, 930–940.
- Maunder, M., Crone, P. R., Valero, J. L., & Semmens, B. (2014). Selectivity: Theory, estimation, and application in fishery stock assessment models. *Fisheries Research*, 158, 1–4.
- Molloy, P. P., Goodwin, N. B., Côté, I. M., Reynolds, J. D., & Gage, M. J. G. (2007). Sperm competition and sex change: a comparative analysis across fishes. *Evolution*, 61, 640–652.
- Molloy, P. P., Reynolds, J. D., Gage, M. J., & Côté, I. M. (2009). Effects of an artisanal fishery on non-spawning grouper populations. *Marine Ecology Progress Series*, 392, 253–262.
- Mous, P. J., Sadovy, Y., Halim, A., & Pet, J. S. (2006). Capture for culture: Artificial shelters for grouper collection in SE Asia. *Fish and Fisheries*, 7, 58–72.
- Munch, S. B., Snaver, M. L., Watters, G. M., & Mangel, M. (2005). A unified treatment of top-down and bottom-up control of reproduction in populations. *Ecology Letters*, 8, 691–695.
- Patrick, W. S., Spencer, P., Ormseth, O., Cope, J., Field, J., Kobayashi, D., ... Lawson, P. (2009). Use of productivity and susceptibility indices to determine stock vulnerability, with example applications to six U.S. fisheries. *U.S. Department of Commerce, NOAA Technical Memorandum NMFS-F/SPO*, 101, 1–90.
- Pears, R. J., Choat, J. H., Mapstone, B. D., & Begg, G. A. (2006). Demography of a large grouper, *Epinephelus fuscoguttatus*, from Australia's Great Barrier Reef: Implications for fishery management. *Marine Ecology Progress Series*, 307, 259–272.
- Prince, J. D., Hordyk, A. R., Valencia, S. R., Loneragan, N. R., & Sainsbury, K. J. (2015). Revisiting the concept of Beverton-Holt life-history invariants with the aim of informing data-poor fisheries assessment. *ICES Journal of Marine Science*, 72, 194–203.
- Provost, M. M., & Jensen, O. P. (2015). The impacts of fishing on hermaphroditic species and treatment of sex change in stock assessments. *Fisheries*, 40, 536–545.
- Punt, A. E., Hurtado-Ferro, F., & Whitten, A. R. (2014). Model selection for selectivity in fisheries stock assessments. *Fisheries Research*, 158, 124–134.
- R Core Team (2015). *R: A language and environment for statistical computing*. Vienna, Austria: R Foundation for Statistical Computing.
- Reddy, S. M. W., Wentz, A., Aburto-Oropeza, O., Maxey, M., Nagavarapu, S., & Leslie, H. M. (2013). Evidence of market-driven size-selective fishing and the mediating effects of biological and institutional factors. *Ecological Applications*, 23, 726–741.
- Reynolds, J. D., Dulvy, N. K., Goodwin, N. B., & Hutchings, J. A. (2005). Biology of extinction risk in marine fishes. *Proceedings of the Royal Society of London Series B Biological Sciences*, 272, 2337–2344.
- Rhodes, K. L., McIlwain, J., Joseph, E., & Nemeth, R. S. (2012). Reproductive movement, residency and fisheries vulnerability of brown-marbled grouper, *Epinephelus fuscoguttatus* (Forsskål, 1775). *Coral Reefs*, 31, 443–453.
- Robinson, J., & Samoilys, M. (2013). Evaluation of an indicator-based framework for assessing the vulnerability of reef fish populations to spawning aggregation fisheries. In J. Robinson & M. A. Samoilys (Eds.), *Reef fish spawning aggregations in the Western Indian Ocean: Research for management* (pp. 102–112). Zanzibar: WIOMSA/SIDA/SFA/CORDIO, WIOMSA Book Series 13.
- Sadovy, Y. (2005). Trouble on the reef: The imperative for managing vulnerable and valuable fisheries. *Fish and Fisheries*, 6, 167–185.
- Sadovy de Mitcheson, Y. (2016). Mainstreaming fish spawning aggregations into fishery management calls for a precautionary approach. *BioScience*, 66, 295–306.
- Sadovy de Mitcheson, Y., Craig, M. T., Bertocini, A. A., et al. (2013). Fishing groupers towards extinction: A global assessment of threats and extinction risks in a billion dollar fishery. *Fish and Fisheries*, 14, 119–136.
- Sadovy de Mitcheson, Y., & Liu, M. (2008). Functional hermaphroditism in teleosts. *Fish and Fisheries*, 9, 1–43.
- Sadovy de Mitcheson, Y., Liu, M., & Suharti, S. (2010). Gonadal development in a giant threatened reef fish, the humphead wrasse *Cheilinus undulatus*, and its relationship to international trade. *Journal of Fish Biology*, 77, 706–718.
- Sadovy, Y., Kulbicki, M., Labrosse, P., Letourneur, Y., Lokani, P., & Donaldson, T. J. (2003). The humphead wrasse, *Cheilinus undulatus*: Synopsis of a threatened and poorly known giant coral reef fish. *Reviews in Fish Biology and Fisheries*, 13(3), 327–364.
- Sadovy, Y., Punt, A. E., Cheung, W., Vasconcellos, M., Suharti, S., & Mapstone, B. D. (2007). Stock assessment approach for the Napoleon fish, *Cheilinus undulatus*, in Indonesia. A tool for quota-setting for

- data-poor fisheries under CITES Appendix II Non-Detriment Finding requirements. FAO Fisheries Circular. No. 1023. Rome: FAO. 71 pp.
- Scales, H., Balmford, A., & Manica, A. (2007). Impacts of the live reef fish trade on populations of coral reef fish off northern Borneo. *Proceedings of the Royal Society of London Series B Biological Sciences*, 274, 989–994.
- Shepherd, G., Shertzer, K., Coakley, J., & Caldwell, M. (Eds). (2013) Proceedings from a workshop on modeling protogynous hermaphrodite fishes, Raleigh, NC. 33 pp. Available from: Mid-Atlantic Fishery Management Council, 800 North State Street, Suite 201, Dover, DE 19901, or online at <http://www.mafmc.org>
- Taylor, B. M. (2014). Drivers of protogynous sex change differ across spatial scales. *Proceedings of the Royal Society of London B Biological Sciences*, 281, 20132423.
- Thorson, J. T., Branch, T. A., & Jensen, O. P. (2012). Using model-based inference to evaluate global fisheries status from landings, location, and life history data. *Canadian Journal of Fisheries and Aquatic Sciences*, 69, 645–655.
- Vincent, A. C. J., & Sadovy, Y. (1998). Reproductive ecology in the conservation and management of fishes. In T. Caro (Ed.), *Behavioural ecology and conservation biology* (pp. 209–245). New York, NY: Oxford University Press.
- Williams, A. J., Currey, L. M., Begg, G. A., Murchie, C. D., & Ballagh, A. C. (2008). Population biology of coral trout species in eastern Torres Strait: Implications for fishery management. *Continental Shelf Research*, 28, 2129–2142.
- Wu, J., & Sadovy de Mitcheson, Y. (2016). *Humphead (Napoleon) Wrasse Cheilinus undulatus trade into and through Hong Kong*. TRAFFIC: Hong Kong, SAR.

SUPPORTING INFORMATION

Additional Supporting Information may be found online in the supporting information tab for this article.

How to cite this article: Kindsvater HK, Reynolds JD, Sadovy de Mitcheson Y, Mangel M. Selectivity matters: Rules of thumb for management of plate-sized, sex-changing fish in the live reef food fish trade. *Fish Fish*. 2017;00:1–16. doi:10.1111/faf.12208.